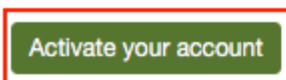


## Activate Your Account

Each parent's/guardian's account will be automatically created with the email address and cell phone number provided at the time of student registration. One ParentSquare account can and should be utilized for accessing all of your children.

### Email Activation Example

invites you to join ParentSquare at



ParentSquare Admin created an account for you at ParentSquare at Peabody Charter School.

### Text Activation Example:

Principal Rincon invites you to join ParentSquare at Rincon Point School

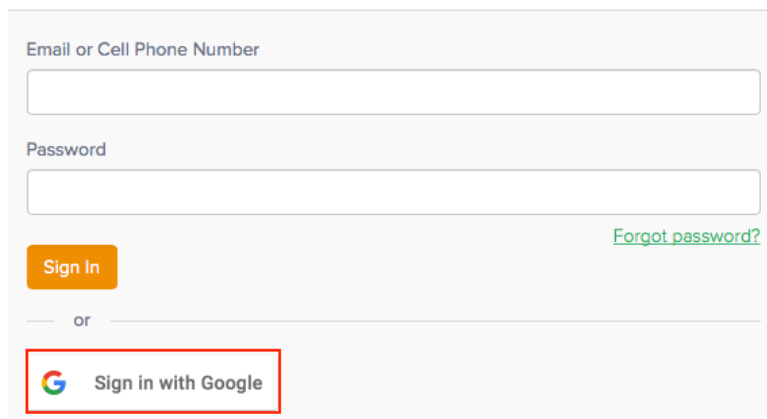
Register: <http://psqr.io/Zm47Fj2CE>

Opt-out: <http://psqr.io/PEF7O3dDE>

## Sign In with Google

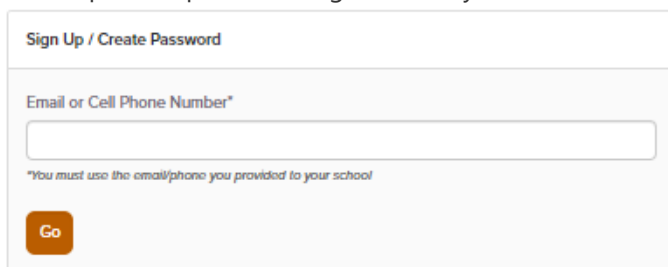
Go to [www.parentsquare.com/signin](http://www.parentsquare.com/signin) and select Sign In with Google.

Sign In to ParentSquare



## Sign In Using Email or Cell Phone Number

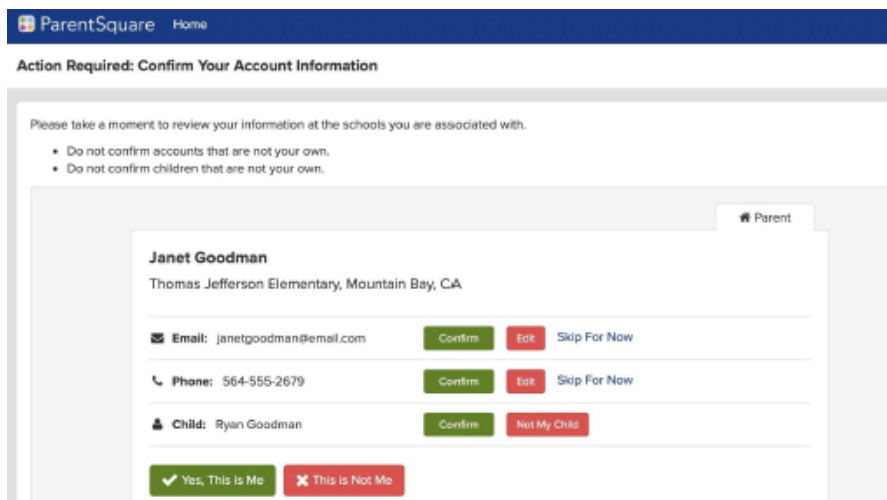
Go to [www.parentsquare.com/signin](http://www.parentsquare.com/signin), enter your email or cell phone number and follow the prompts.



## How to Confirm Your Contact Information

### Confirm Using Web Browser

1. Log in to your main ParentSquare account.
2. If you have unverified contact information, you will see one or more contact cards under, "Action Required: Confirm Your Account Information".
3. Confirm Email and/or Phone. Click:
  - **Confirm** Email or Phone: A verification code will be sent to the email or phone number. Enter verification code to confirm.
  - **Edit** Email or Phone: Correct your email and/or phone number. A verification code will be sent to your corrected email or phone number. Enter verification code to confirm.
  - **Skip For Now**: You will be able to verify or correct your contact information the next time you sign in. (You'll continue to receive notifications.)
4. Confirm Child(ren). Click **Confirm** or **Not My Child** for each child.
5. Confirm your name and school affiliations. Click **Yes, this is me** or **This is Not Me**.



ParentSquare Home

Action Required: Confirm Your Account Information

Please take a moment to review your information at the schools you are associated with.

- Do not confirm accounts that are not your own.
- Do not confirm children that are not your own.

Parent

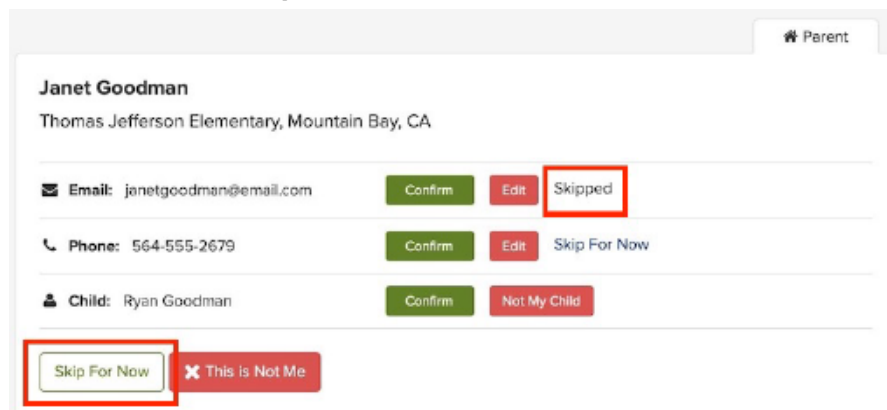
**Janet Goodman**  
Thomas Jefferson Elementary, Mountain Bay, CA

Email: janetgoodman@email.com

Phone: 564-555-2679

Child: Ryan Goodman

6. If you clicked **Skip For Now** on any information on a contact card, you will not see the choice, "Yes, This is Me", and must select **Skip For Now** or **This is Not Me**.



Parent

**Janet Goodman**  
Thomas Jefferson Elementary, Mountain Bay, CA

Email: janetgoodman@email.com

Phone: 564-555-2679

Child: Ryan Goodman

7. Your school will be notified of corrections in order to update their student information system. After school updates information, it will show in your account. Depending on your school's settings, you may see the corrected email or phone number immediately in your account or the following day.