

Know Your Rights



**IL ACCESS
TO JUSTICE**



Immigrant Legal
SUPPORT PROGRAM



Partners for Our Communities



Chicago Legal Protection Fund
Community Navigator Program

Objectives

Understand Your Rights – Know your protections in interactions with law enforcement.

Stay Safe & Act Confidently – Learn ways to protect yourself, your family and know what to do if approached by authorities.

Be Prepared – Have steps and resources ready for different situations.

Support Each Other – Build strong community networks



Understanding Law Enforcement

DHS (Department of Homeland Security)

- U.S. federal agency that oversees immigration, border security, and other safety programs.

ICE (Immigration and Customs Enforcement)

- Part of DHS.
- Enforces immigration laws, including detention and deportation.

Federal Law Enforcement Agencies

- Enforce laws across the country, including:
 - FBI
 - DEA
 - U.S. Marshals

Local/State Law Enforcement Agencies

- Enforce laws in their communities, including:
 - Local police departments
 - State patrol



This is what an ICE agent looks like:



typically wears plain clothes and face masks

vests can say "police" even though they are not police officers

***sometimes immigration officers will wear badges or vests that also say "ICE," "HSI," "CBP" or "Federal Agent"*

BORDERLESS

This is what a Chicago police officer looks like:

wears blue and black

does not wear a mask

will have a star-shaped badge and must identify themselves if asked



BORDERLESS

This is what troops from the National Guard look like:



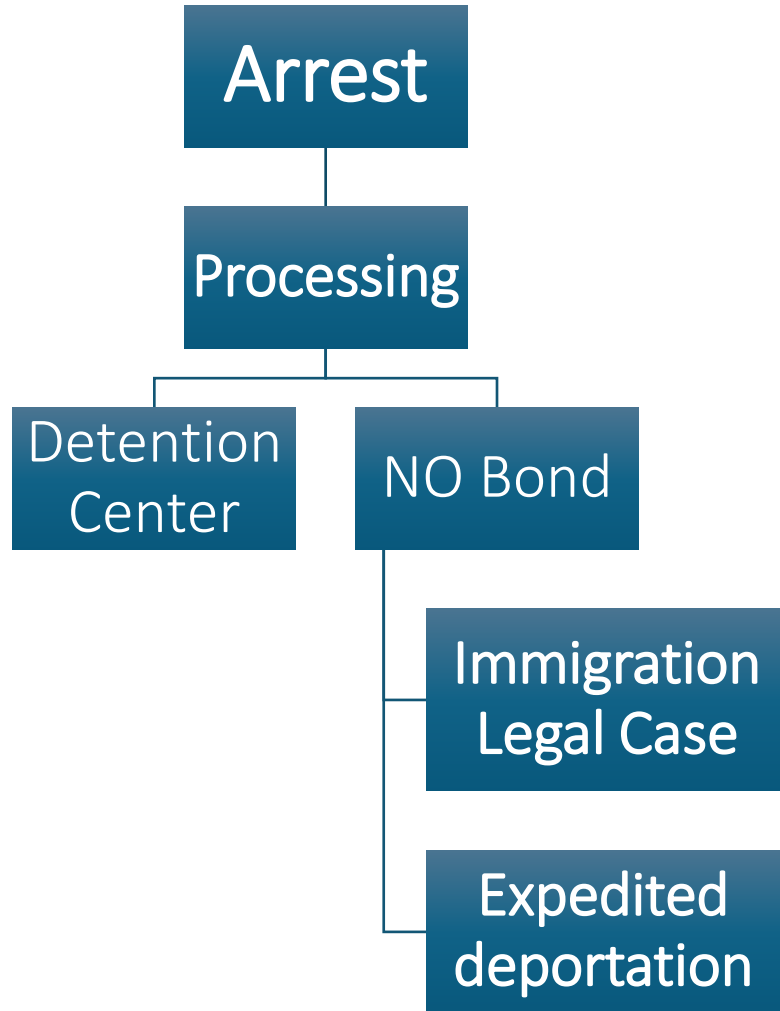
will have a military uniform

can sometimes be carrying rifles or pistols

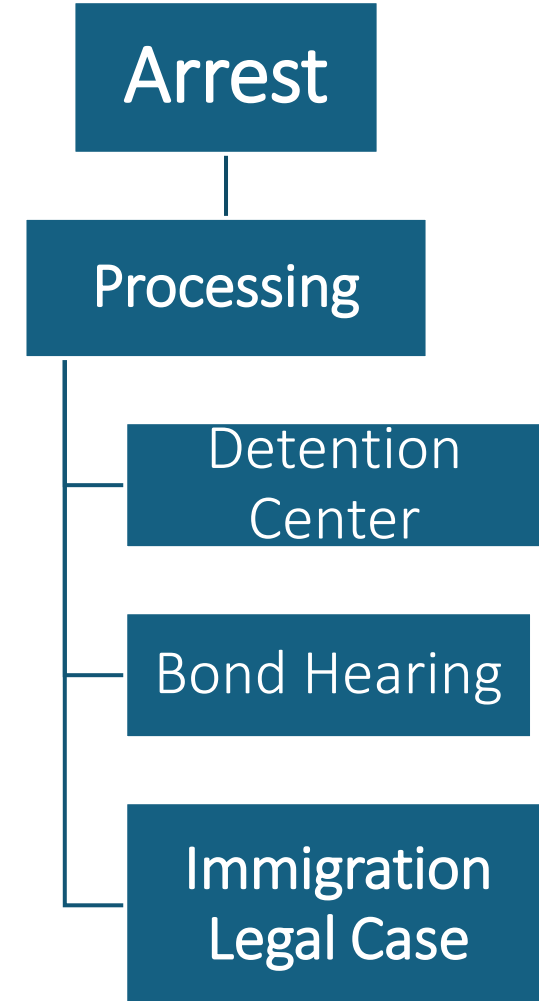
BORDERLESS

Immigration Enforcement Process

Mandatory detention while case is ongoing



Release while case is ongoing



You Have the Right To:

REMAIN SILENT

- To exercise this right, say loudly: *“I wish to remain silent”*

NOT PERMIT ENTRY TO YOUR HOME/CAR

- It is NOT necessary to open the door unless ICE or the Police have a signed Judicial Warrant

NOT SIGN ANYTHING

SPEAK WITH AND BE REPRESENTED BY AN ATTORNEY

- Immigration: Attorney is at our own expense
- Criminal justice system: Attorney will be provided if you cannot afford one

REQUEST A LOCAL TELEPHONE CALL

- Memorize phone numbers of family/friends.



Sample Administrative Warrant

DEPARTMENT OF HOMELAND SECURITY
U.S. Immigration and Customs Enforcement
WARRANT OF REMOVAL/DEPORTATION

This is a warrant for civil immigration violations, not a crime. It is generally not enforceable by local law enforcement officers.

File No: _____

Date: _____

To any immigration officer of the United States Department of Homeland Security:

This warrant is directed at federal immigration officers, not local law enforcement. Federal regulations only provide authority to ICE agents to execute an immigration warrant.

_____ (Full name of alien)
who entered the United States at _____ (Place of entry) on _____ (Date of entry)

is subject to removal/deportation from the United States, based upon a final order by:

- an immigration judge in exclusion, deportation, or removal proceedings
- a designated official → Many removal orders are issued by ICE or CBP agents without a hearing before a judge. These include expedited removal orders, administrative removal orders, and stipulated removal orders.
- the Board of Immigration Appeals
- a United States District or Magistrate Court Judge

and pursuant to the following provisions of the Immigration and Nationality Act:

Although the underlying removal order may have been issued by a judge, this warrant for a new arrest still lacks any finding of probable cause by a neutral magistrate, which is the minimum standard for a constitutionally sufficient warrant.

I, the undersigned officer of the United States, by virtue of the power and authority vested in the Secretary of Homeland Security under the laws of the United States and by his or her direction, command you to take into custody and remove from the United States the above-named alien, pursuant to law, at the expense of:

This warrant directs ICE or CBP to arrest and deport the person without any further hearing or judicial review.

(Signature of immigration officer)

(Title of immigration officer)

(Date and office location)

Sample Judicial Warrant

AO 93 (Rev. 11/13) Search and Seizure Warrant

UNITED STATES DISTRICT COURT

for the

In the Matter of the Search of
*(Briefly describe the property to be searched
or identify the person by name and address)*

)
)
)
)
)

Case No.

Check that the warrant has
correct name and address

A judicial warrant is
needed to search and
enter private property

SEARCH AND SEIZURE WARRANT

To: Any authorized law enforcement officer

An application by a federal law enforcement officer or an attorney for the government requests the search
of the following person or property located in the _____ District of _____
(identify the person or describe the property to be searched and give its location):

Officers typically can only
search the specified person and
or property described

I find that the affidavit(s), or any recorded testimony, establish probable cause to search and seize the person or property
described above, and that such search will reveal *(identify the person or describe the property to be seized):*

The search is only allowed at
the stated time and date

YOU ARE COMMANDED to execute this warrant on or before _____ *(not to exceed 14 days)*
 in the daytime 6:00 a.m. to 10:00 p.m. at any time in the day or night because good cause has been established.

Unless delayed notice is authorized below, you must give a copy of the warrant and a receipt for the property taken to the
person from whom, or from whose premises, the property was taken, or leave the copy and receipt at the place where the
property was taken.

The officer executing this warrant, or an officer present during the execution of the warrant, must prepare an inventory
as required by law and promptly return this warrant and inventory to _____
(United States Magistrate Judge)

Pursuant to 18 U.S.C. § 3103a(b), I find that immediate notification may have an adverse result listed in 18 U.S.C.
§ 2705 (except for delay of trial), and authorize the officer executing this warrant to delay notice to the person who, or whose
property, will be searched or seized *(check the appropriate box)*

for _____ days *(not to exceed 30)* until, the facts justifying, the later specific date of _____

Date and time issued: _____
Judge's signature

City and state: _____
A warrant is only valid with a
judges signature. Without it,
you can refuse search.
Printed name and title

Know Your Rights with Immigration

AT HOME:

- You are **NOT** required to open the door for law enforcement unless they have a warrant **signed by a judge**
 - **Safety Reminder:** Teach children not to open the door to strangers
- Ask them to show you judicial warrant through a **window** or **slipped under the door**
- If they force their way in, don't resist.
 - **Safety Reminder:** Stay calm, remain silent and note what happens.
- If you are arrested, remain silent, and **do not sign anything** until you speak to a lawyer.

Know Your Rights with Immigration

AT WORK:


- ICE can enter **public areas of your workplace** without permission. Being in a public area does **NOT** give ICE authority to stop, question, or arrest just anyone.
- ICE must have a warrant signed by a judge **or** permission from your employer to enter a **private area of your workplace**
- You do **NOT** have to answer any questions.
 - **Safety Reminder:** Stand together, everyone has the right to remain silent
- **Safety Reminder:** Do not carry false documents with you



Know Your Rights with Immigration

IN PUBLIC PLACES:

- ICE does **NOT** need a warrant to search public places
- If ICE stops you on the street, you are **NOT** required to show identification or answer questions.
- Ask: “Am I free to go” and walk away calmly
- If ICE says no, you have the right to **remain silent**
- Don’t carry documentation from a country that is not the U.S



Know Your Rights with Immigration

TRAFFIC STOPS:

- If ICE stops you while driving, they can require you to show license, vehicle registration, and proof of insurance
- If ICE officer sees a **Temporary Visitor Driver's License (TVDL)** they will likely ask for another form of ID
- As of July 2024, a TVDL will now look like a standard license, make sure to [update immediately](#).
- Do **NOT** answer any questions about your immigration status
- You do **NOT** have to open the window/door unless ICE has a **valid judicial warrant**
- **Safety Reminder:** Agents can escalate the situation
- Request to see **judicial warrant** through the car window if needed

What can escalate an ICE encounter?

Avoid:

- Lying to officers. Do not give a false name, documents, or information.
- Running away, since it can be seen as “probable cause” to detain or use force
- Using violence or threats, such as, yelling, pushing, breaking windows, or resisting physically
- Arguing aggressively or refusing to follow clear lawful instructions
- Impersonating local police, for example, showing fake badges or IDs is highly illegal
- Refusing lawful orders in a vehicle. If you’re the driver, and a law enforcement officer asks you to step out of your car, you must do so
- Signing documents without understanding them, because it may count as consent or admission

What can escalate an ICE encounter?

Instead, try to:

- Stay calm and polite but firm in asserting your rights.
- Do not give permission to search your possessions or vehicle without a signed judicial warrant.
 - You can exercise your 4th amendment right by stating clearly "I do not consent to any searches." (this applies to your person and your property).
- Say clearly: "I choose to remain silent. I want to speak to a lawyer."
- Not to resist, or it could lead to additional charges

If You Are Detained by ICE

ONLY PROVIDE YOUR NAME AND DATE OF BIRTH

- You are NOT required to give this information but that may help your family members locate you

MEMORIZE YOUR 9 DIGIT A NUMBER

ASK TO TALK TO AN ATTORNEY

- All detention centers should let you make a call – there will be a charge
- ONLY inform your lawyer about your immigration status

If you are afraid of returning to your home country, tell the officer: 'I am afraid to return.'

ALWAYS ASK TO SEE A JUDGE & DON'T SIGN ANYTHING





If a Family Member is Detained by ICE


1. Locate

- [LOCATOR.ICE.GOV](https://locator.ice.dhs.gov)
- Consulate's emergency phone number
 - México Chicago Consulate: 888-755-5511
 - Mexico anywhere in the U.S.: 520 - 623-7874

2. Activate Emergency Family Plan

- Childcare
- Attorney

3. Secure Financial Resources

- Bond: If eligible, 100% must be paid
 - Attorney fees
 - Living expenses / Daily support costs
- 

If a Family Member is Detained by ICE

- There are currently no immigration detention centers in Illinois.
 - Individuals can still be arrested and detained by ICE.
 - Detainees are often transferred to out-of-state facilities in Wisconsin, Indiana, or Kentucky
- Resources
 - Fill out help form at trpimmigrantjustice.org
 - Contact the ICIRR Family Support Hotline at 1-855-435-7693.
 - Bond <https://www.mibfc.org/gethelp>

Know Your Rights with Police

If Police Stop or Arrest You in Illinois

- Police cannot ask about your immigration status (*Illinois Way Forward Act*)
- Police cannot hold you for ICE (*Illinois TRUST Act*)

Some cities have sanctuary laws

- Local governments cannot cooperate with ICE
- ICE can still operate independently and make arrests

If stopped, ask: “Am I free to go?”

- If yes, walk away calmly

Pending Cases

- Attend all court hearings
- Do not abandon your case — missing hearings can make the situation worse

1-855-435-7693 (OCAD) to report violations

Know Your Rights with Police

If you are stopped or detained while driving :

Passengers: You are not required to have a license or ID in a vehicle

Drivers:


- Do NOT drive without a license
- Undocumented immigrants in IL may be eligible for a driver driver's license

Everyone: You do not have to answer questions about where you were born or how long you have been in the United States

1-855-435-7693 (OCAD) to report violations

Filming Law Enforcement Encounters

- In Illinois, you have the right to record public interactions with police and ICE.
- Assess the risk
 - Stay safe and aware: film from a distance without blocking officers.
 - Document clearly: narrate, note times, dates, locations, and what happens.
 - Protect yourself: follow instructions and pause filming if necessary to stay safe.
- Film horizontally to capture the full scene and provide clear evidence.
- Protect privacy: request a contact number instead of name of person being detained



Filming Law Enforcement Encounters

What to say when recording:

- “I am just making sure no one’s rights are being violated” ;“I am watching from a reasonable distance”
- If an officer get’s close to you “I am a safe distance away. You are now violating my rights.”
- If asked to take a step back: [Take one step back while saying] “I am exercising my right to record and document police activity”



Resources

Immigration Legal Resources

- Free Legal Resources
- Know Your Rights Information
- <https://www.illinoisimmigrationinfo.org/>

Report a Raid

- Immigrant Coalition for Immigrant And Refugee Rights (ICIRR)-- Family Support Line **1-855-435-7693**

**For anyone outside of IL <https://www.informedimmigrant.com>



KYR Resources: Door Signs

KNOW & EXERCISE YOUR RIGHTS

Everyone has constitutional rights regardless of immigration status!

*Sample judicial warrant
(ICE CAN enter your home)

*Sample administrative warrant
(ICE CANNOT enter your home)

FOR MORE INFORMATION, RESOURCES & TO FILL OUT **TRP'S DETAINED LOVED ONE FORM**

IllinoisImmigrationInfo.org



For immediate assistance or to report ICE activity, call the ICIRR Family Support Hotline: **1-855-435-7693**

KNOW & EXERCISE YOUR RIGHTS

Everyone has constitutional rights regardless of immigration status!

1. Remain Calm

- Do not run or make any sudden movements.
- Keep your hands where the agents can see them.

2. You Have The Right To Deny Entry Without A Valid Warrant

- You can ask the agents if they have a warrant.
- If they say they have a warrant, you can ask them to slide the warrant under the door or hold it against the window.
- ICE agents can require you to let them in **ONLY** if they have a valid warrant
 - To be valid, the warrant **MUST** have: (1) your correct name and address, (2) a valid date, and (3) the signature of a judge. [see back for examples]

3. You Have The Right To Remain Silent

- You can say: "I wish to exercise my right to remain silent" and refuse to answer any questions.
- You can refuse to provide any documents or information regarding where you were born, when, or how you arrived to the country.
- Do not lie.

4. You Have The Right To Speak With An Attorney

- You can say: "I wish to speak with an attorney."
- Call the ICIRR Family Support Hotline or your attorney.

5. You Have The Right To Not Sign Anything

I would like to contact this attorney or organization:



For immediate assistance or to report ICE activity, call the ICIRR Family Support Hotline: **1-855-435-7693**



IllinoisImmigrationInfo.org



ICIRR Family Support Hotline: **1-855-435-7693**

KYR Resources: KYR Cards

I am giving you this card because I am choosing to exercise my constitutional rights:

- I wish to exercise my right to remain silent.
- I want to speak with an attorney before answering any of your questions.
- I do not give you permission to enter my private property. If you have a warrant, please slide it under the door or hold it up to a window so I can see it.
- I will not sign or hand over any documents.
- I do not give you permission to search my person, property, or belongings.

I would like to contact this attorney or organization: _____



KYR Resources: What to do in different situations

DEFENSA CONTRA LA DEPORTACIÓN GUÍA DE ACCIÓN DE ILLINOIS



**Estos servicios son solo para personas que viven en Illinois.*



ESTOY PRESENCIANDO ACTIVIDAD DE ICE:

- Graba, si es seguro
- Llama a la línea directa de apoyo familiar de ICIRR: **1-855-435-7693**
- Comparte: *Ubicación, fecha, hora, video y lo que viste*
- El equipo de respuesta rápida verificará y brindará apoyo



CONOZCO A ALGUIEN QUE FUE DETENIDO:

- Reúne los datos del caso: *Nombre, número A, detalles del arresto*
- Contacta a su abogado/a de inmigración, si tiene uno
- Si no tiene abogado/a, llena el **Formulario de Persona Detenida de TRP** para recibir ayuda y encontrar uno



TENGO UNA CITA PRÓXIMA CON ICE O ISAP:

- Llena el **Formulario del Taller de Solicitudes de Inmigración** para recibir asistencia legal
- Reúne tus documentos y asiste a tu cita del taller



TENGO UNA AUDIENCIA EN LA CORTE PRÓXIMAMENTE:

- Llena el **Formulario del Taller de Solicitudes de Inmigración** para recibir asistencia legal
- Reúne tus documentos y asiste a tu cita del taller



Recordatorio: Faltar a las citas de inmigración puede afectar su caso.

→ Para más información, visita: illinoisimmigrationinfo.org

DEPORTATION DEFENSE ILLINOIS ACTION GUIDE



**These services are only for people living in Illinois.*



I AM WITNESSING ICE ACTIVITY:

- Record a video, if safe
- Call ICIRR Family Support Hotline: **1-855-435-7693**
- Share: *Location, date, time, video, and what you saw*
- Rapid Response Team will verify and support



I KNOW SOMEONE WHO WAS DETAINED:

- Gather case details: *Name, A-Number, details of arrest*
- Contact their immigration attorney, if they have one
- If they don't have an attorney, fill out the **TRP Detained Loved One Form** to get help finding one



I HAVE AN UPCOMING ICE OR ISAP CHECK-IN:

- Fill out the **Immigration Application Workshop Form** to get legal assistance
- Gather your documents and attend your ILSP workshop appointment



I HAVE AN UPCOMING COURT HEARING:

- Fill out the **Immigration Application Workshop Form** to get legal assistance
- Gather your documents and attend your ILSP workshop appointment



Reminder: Missing immigration appointments may affect your case.

→ For more information, visit: illinoisimmigrationinfo.org

Beware of Fraud

- If it sounds too good to be true...get a second opinion!
- Check credentials
- Get everything in writing
- Notaries **cannot** give legal advice, they can only verify someone's identity
- Immigration will **only** reach out via regular mail
 - No unsolicited calls
 - No unsolicited text
 - No What's App

[The Office of the Attorney General of Illinois \(Statewide\)](#)

1-800-386-5438

1-866-310-8393 (Spanish)

Questions?

